

SALINE GENERATING SYSTEMS

Technical Bulletin – 04/09/10




Figure 1 – Old Jumper Location




Figure 2 – New Jumper Location




Figure 3 – 220 VAC Configuration




Figure 4 – 120 VAC Configuration